

ONWARD 4 FORWARD LSV



NEW 2027 ONWARD 4 FORWARD LSV

Starting At
\$14,999



Available Powertrains **LI ION** Lithium Ion

› **EVERYONE RIDES IN COMFORT:**
Forward Facing Seats for Four

› **STAY CONNECTED:**
Dual Screens & Integrated Soundbar

› **STORAGE WITHOUT COMPROMISE:**
Intelligent Rear Cargo Space

› **DRIVE ROADS CONFIDENTLY:**
Street Legal with Safety Essentials

› **PROVEN RELIABILITY:**
65+ Years of Engineering Excellence




TRUE WARRANTY COVERAGE!

Parts AND Labor Coverage unlike some import brands with no labor coverage and poor replacement parts availability!

STANDARD MODELS

PREMIUM MODELS

LIFTED



Glacier White

Midnight Silver

Metallic Blue Onyx

Metallic Black



Stay connected and in control with an advanced overhead touchscreen entertainment system featuring integrated speakers for clear, powerful sound on every ride. **Apple CarPlay®** and **Android Auto™** (wireless or wired) seamlessly connect your smartphone for easy access to navigation, music, calls, and messages.

Bluetooth® audio streaming, hands-free calling, AM/FM radio, and a built-in equalizer put intuitive control and immersive sound right at your fingertips—keeping entertainment loud, clear, and effortless wherever the ride takes you.



All Models Feature:

- 4kWh Lithium Ion Battery Available w/ 7kWh Battery
- Lifted Suspension
- Audio Soundbar + CarPlay
- 14" Wheels
- Delta Screen
- Auto Park Brake
- Brush Guard
- 25mph Top Speed

Premium Models Feature:

- Wireless Charger
- Driver & Passenger Glovebox

Street Legal Compliance:

- 3-Point Seatbelts
- DOT Windshield
- Mirrors
- Backup Camera



**Top Speed
25 MPH**



**Backup
Camera**



**PEDESTRIAN
ALERT SYSTEM
(Acoustic Vehicle
Alarming System)**



**4-Wheel
Brakes**



**Seatbelts
(3-Point)**



**Occupant
Protection
System**

ONWARD 4 FORWARD LSV

DIMENSIONS	ONWARD 4 FORWARD LSV	
	4.0 kWh LITHIUM Lifted	7.0 kWh LITHIUM Lifted
Overall Length	120 inches	
Overall Width	49 inches	
Topped Height	79 inches	
Wheelbase	83 inches	
Front Wheel Track	40 inches	
Rear Wheel Track	40 inches	
Ground Clearance	7 inches	
Step in Height	18 inches	
POWER		
Motor Controller	375 Amp AC Motor Controller	
Batteries	4.0 kWh Lithium Battery	7.0 kWh Lithium Battery
Battery Charger	650W HF Li-ION Shelf Charger	
Drivetrain	Motor Shaft Direct Drive	
Gear Selection	Dash Mounted FNR	
Rear Axle Ratio	14.85:1	
PERFORMANCE		
Seating Capacity	4	
Curb Weight	1103 lb	1137 lb
Range (Driver Only)	29 Miles	51 Miles
Vehicle Load Capacity	850 lb	
Rear Trunk Weight Capacity	50 lb	
Turning Radius	144 inches	
High Speed (Level Ground)	25 mph (40 kph)	
STEERING & SUSPENSION		
Steering	SportDrive™ — Self-compensating double reduction helical rack & pinion	
Suspension (Front & Rear)	Front: Independent wide track Double A-arms with hydraulic shocks Rear: Rear Leaf with Drag Bar and Automotive Grade Jounce Bumpers	
Brakes	4 Wheel Hydraulic Disc	
Parking Brake	Electronic Park Brake System	
BODY & CHASSIS		
Frame	AlumiCore™ — Ladder-style aluminum box beam	
Body and Finish	Automotive grade paint and UV protected molding	

©2026 Club Car LLC. Club Car believes the information and specifications in this piece of literature were correct at the time of printing. Specifications, standard features, options, fabrics and colors are subject to change without notice. Some features may be unavailable when your vehicle is built. There are no warranties, expressed or implied, contained herein. See the Limited Warranty in the owner's manual or write to: Club Car, PO Box 204658, Augusta, GA 30917. The company reserves the right to make design changes without obligation to make these changes on previously sold units or systems.